

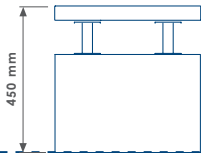
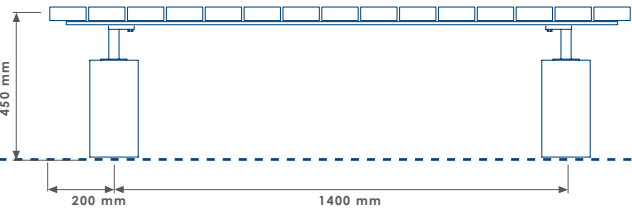
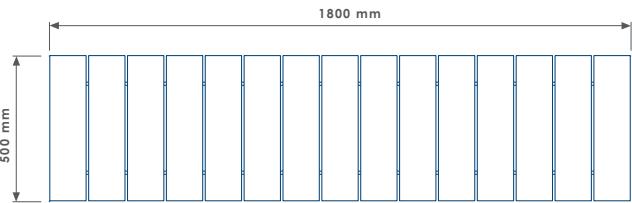
# SHELDON BENCH

## SBN307-STRAIGHT

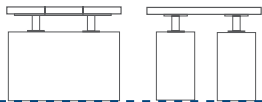


### NOTES

- Site Engineer to determine suitable fixing method.
- We recommend resin bonding all plinth mount furniture to finished grade (firm engineered surface).
- All products are made to order. This bench can be customized to have bespoke lengths and widths.



### FIXING OPTIONS



FINISHED GRADE  
(FIRM ENGINEERED SURFACE)

D

### PRODUCT DIMENSIONS

LENGTH: 1800 mm	WIDTH: 500 mm	HEIGHT: 450 mm	WEIGHT: 125kg
-----------------	---------------	----------------	---------------

### PRODUCT FINISHES

**FIXING OPTIONS:** Plinth Mount (D)  
**SLAT MATERIALS:** Treated Redwood Class 3 (TRC3) - Treated Redwood Class 4 (TRC4) - Hardwood Iroko (HI) - Douglas Fir (DF) - Recycled Plastic (RP)  
**METAL FINISHES:** Galvanised (GL) - Galvanised and Powder Coated (GPC) - Stainless Steel (SS)